



## LAHOTI OVERSEAS LIMITED


REGD.OFFICE : 307, ARUN CHMBERS, TARDEO ROAD ,MUMBAI-400 034

CIN: L74999MH1995PLC087643

Statement of Audited Financial Results for the Quarter ended 30th June,2023

(Rs.in Lakhs)

| Sr.No. | Particulars                                                                       | STANDALONE       |                          |                                                   |                                                    |
|--------|-----------------------------------------------------------------------------------|------------------|--------------------------|---------------------------------------------------|----------------------------------------------------|
|        |                                                                                   | 3 months ended   | Preceding 3 months ended | Corresponding 3 months ended in the previous year | Year to date figures for the previous period ended |
|        |                                                                                   | 30.06.2023       | 31.03.2023               | 30.06.2022                                        | 31.03.2023                                         |
|        |                                                                                   | Unaudited        | Audited                  | Unaudited                                         | Audited                                            |
| I)     | <b>CONTINUING OPERATIONS</b>                                                      |                  |                          |                                                   |                                                    |
|        | (a) Net Sales / Income from Operation                                             | 11,593.84        | 7,938.57                 | 7,685.54                                          | 29,428.56                                          |
|        | (b) Other Operational Income                                                      | 561.81           | 464.26                   | 456.76                                            | 2,422.16                                           |
|        | Total Revenue From Operations                                                     | <b>12,155.65</b> | <b>8,402.83</b>          | <b>8,142.30</b>                                   | <b>31,850.72</b>                                   |
| II)    | Other Income                                                                      | 175.21           | 174.10                   | 57.97                                             | 462.01                                             |
|        | Unrealised Gain/Loss (net)                                                        | 43.68            | 10.82                    | -10.68                                            | 44.42                                              |
| III)   | <b>Total Income (I+II)</b>                                                        | <b>12,374.55</b> | <b>8,587.74</b>          | <b>8,189.59</b>                                   | <b>32,357.15</b>                                   |
| IV)    | <b>Expenses</b>                                                                   |                  |                          |                                                   |                                                    |
|        | (a) Purchases of stock-in-trade                                                   | 10,657.35        | 8,765.72                 | 6,378.32                                          | 28,127.22                                          |
|        | (b) Changes in inventories of finished goods, work-in-progress and stock-in-trade | 638.28           | -966.97                  | 541.32                                            | -545.23                                            |
|        | (c) Employee benefits expense                                                     | 78.64            | 82.55                    | 93.94                                             | 333.43                                             |
|        | (d) Selling expenses                                                              | 381.47           | 173.09                   | 508.44                                            | 1,337.31                                           |
|        | (e) Finance costs - Bank Charges                                                  | 48.89            | 17.53                    | 35.24                                             | 125.22                                             |
|        | (f) Depreciation and amortisation expense                                         | 60.19            | 77.01                    | 68.03                                             | 283.92                                             |
|        | (g) Other expenses                                                                | 139.96           | 255.37                   | 124.13                                            | 657.06                                             |
|        | <b>Total expenses (IV)</b>                                                        | <b>12,004.78</b> | <b>8,404.29</b>          | <b>7,749.42</b>                                   | <b>30,318.93</b>                                   |
| V)     | <b>Profit / (Loss) before Exceptional items and tax (III-IV)</b>                  | <b>369.76</b>    | <b>183.45</b>            | <b>440.18</b>                                     | <b>2,038.22</b>                                    |
| V)     | <b>Exceptional items (Gain)/loss net</b>                                          | -                | 24.00                    | -                                                 | -24.00                                             |
| VI)    | <b>Profit / (Loss) before tax (V-VI)</b>                                          | <b>369.76</b>    | <b>207.45</b>            | <b>440.18</b>                                     | <b>2,062.22</b>                                    |
| VII)   | <b>Tax expense:</b>                                                               |                  |                          |                                                   |                                                    |
|        | (a) Current tax                                                                   | 85.33            | 32.20                    | 140.40                                            | 570.89                                             |
|        | (b) Short/Excess Tax                                                              | -                | 5.14                     | -                                                 | 5.14                                               |
|        | (c) Deferred tax                                                                  | -16.96           | -3.80                    | -58.46                                            | -78.49                                             |
| VIII)  | <b>Net Profit / (Loss) for the period from continuing operation (VI-VII)</b>      | <b>301.40</b>    | <b>173.91</b>            | <b>358.24</b>                                     | <b>1,564.68</b>                                    |
| IX)    | <b>Profit/(Loss) from Discontinuing operations</b>                                | -                | -                        | -                                                 | -                                                  |
| X)     | <b>Tax expenses of Discontinuing operations</b>                                   | -                | -                        | -                                                 | -                                                  |
| XI)    | <b>Profit/(Loss) from Discontinuing operations (after tax) (IX-X)</b>             | -                | -                        | -                                                 | -                                                  |
| XII)   | <b>Profit / (Loss) for the period (VIII+XI)</b>                                   | <b>301.40</b>    | <b>173.91</b>            | <b>358.24</b>                                     | <b>1,564.68</b>                                    |
| XIII)  | <b>Other comprehensive income</b>                                                 |                  |                          |                                                   |                                                    |
|        | a) (i) Items that will not rereclassified to profit or loss                       | 70.61            | 128.63                   | 44.11                                             | 141.27                                             |
|        | (ii) Income tax relating to items will not be reclassified to profit or loss      | -17.77           | -32.37                   | -11.10                                            | -35.56                                             |
|        | <b>Total Comprehensive income/ (Loss)</b>                                         | <b>52.84</b>     | <b>96.26</b>             | <b>33.01</b>                                      | <b>105.71</b>                                      |
| XIV)   | <b>Total Income (XII+XIII)</b>                                                    | <b>354.23</b>    | <b>270.17</b>            | <b>391.24</b>                                     | <b>1,670.39</b>                                    |
| XV)    | <b>Earnings per equity share (face value Rs.2/-)</b>                              |                  |                          |                                                   |                                                    |
|        | (a) Basic (in Rs.)                                                                | 1.03             | 0.60                     | 1.23                                              | 5.36                                               |
|        | (b) Diluted (in Rs.)                                                              | 1.03             | 0.60                     | 1.23                                              | 5.36                                               |



8/8



## LAHOTI OVERSEAS LIMITED

REGD.OFFICE : 307, ARUN CHMBERS, TARDEO ROAD ,MUMBAI-400 034

CIN: L74999MH1995PLC087643

### Notes

- 1 The above limited reviewed financial results as per regulation 33 of SEBI (Listing Obligations and Discloser Requirements) Regulations, 2015 for the quarter ended on 30<sup>th</sup> June, 2023 were reviewed by the Audit Committee at its meeting held on 2<sup>nd</sup> August, 2023 and approved & taken on record by the Board of Directors at its meeting held on 10th August, 2023.
- 2 This Statement has been prepared in accordance with the Companies (Indian Accounting Standards) Rules, 2015 (Ind-AS), prescribed under Section 133, of the Companies Act, 2013 and other recognised accounting practices and policies to the extent applicable.
- 3 The Ind-AS compliant figures of the corresponding quarter of the previous year have not been subjected to a limited review or an audit. However, the Management has exercised necessary due diligence to ensure that such financial results provide a true and fair view.
- 4 The Company has identified two reportable segments, Export/Trading Division and Power Division in accordance with the requirements of Ind AS 108.
- 5 The above financial results are available on the website of the Company - [www.lahotioverseas.in](http://www.lahotioverseas.in)

PLACE : MUMBAI  
DATE : 10th August,2023



For LAHOTI OVERSEAS LIMITED

UMESH LAHOTI  
MANAGING DIRECTOR





## LAHOTI OVERSEAS LIMITED

REGD.OFFICE : 307, ARUN CHMBERS, TARDEO ROAD ,MUMBAI-400 034

CIN: L74999MH1995PLC087643

Segment-wise Revenue, Results and Capital Employed  
For the Quarter Ended on 30th June,2023

(Rs. In Lakhs)

| Particulars                                                         | STANDALONE       |                          |                                                   |                                                    |
|---------------------------------------------------------------------|------------------|--------------------------|---------------------------------------------------|----------------------------------------------------|
|                                                                     | 3 months ended   | Preceding 3 months ended | Corresponding 3 months ended in the previous year | Year to date figures for the previous period ended |
|                                                                     | 30.06.2023       | 31.03.2023               | 30.06.2022                                        | 31.03.2023                                         |
|                                                                     | Unaudited        | Audited                  | Unaudited                                         | Audited                                            |
| <b>1. Segment Revenue</b>                                           |                  |                          |                                                   |                                                    |
| (a) Export/Trading Division                                         | 12,070.73        | 8,352.50                 | 8,003.13                                          | 31,546.96                                          |
| (b) Power Division                                                  | 84.92            | 50.52                    | 139.17                                            | 303.95                                             |
| <b>Net sales/Income From Operations</b>                             | <b>12,155.65</b> | <b>8,403.02</b>          | <b>8,142.30</b>                                   | <b>31,850.91</b>                                   |
| <b>2. Segment Results</b>                                           |                  |                          |                                                   |                                                    |
| Profit/(Loss) before Interest & Tax                                 |                  |                          |                                                   |                                                    |
| (a) Export/Trading Division                                         | 170.37           | 23.57                    | 354.81                                            | 1,600.09                                           |
| (b) Power Division                                                  | 29.39            | -7.51                    | 73.31                                             | 56.92                                              |
| <b>Total</b>                                                        | <b>199.76</b>    | <b>16.06</b>             | <b>428.12</b>                                     | <b>1,657.01</b>                                    |
| <b>Less:</b>                                                        |                  |                          |                                                   |                                                    |
| (i) Finance Cost                                                    | 48.89            | 17.52                    | 35.24                                             | 125.22                                             |
| (ii) Other Un-allocable Expenditure net of Un-allocable Income      | -218.90          | -117.70                  | -47.30                                            | -439.23                                            |
|                                                                     | -170.01          | -100.18                  | -12.06                                            | -314.01                                            |
| <b>Total Profit Before Tax</b>                                      | <b>369.76</b>    | <b>116.25</b>            | <b>440.18</b>                                     | <b>1,971.02</b>                                    |
| <b>3 Segment Assets</b>                                             |                  |                          |                                                   |                                                    |
| (a) Export/Trading Division                                         | 19,393.60        | 18,718.09                | 17,572.51                                         | 18,718.09                                          |
| (b) Power Division                                                  | 1,543.19         | 1,539.22                 | 1,778.35                                          | 1,539.22                                           |
| <b>Total Assets</b>                                                 | <b>20,936.79</b> | <b>20,257.31</b>         | <b>19,350.86</b>                                  | <b>20,257.31</b>                                   |
| <b>4 Segment Liabilities</b>                                        |                  |                          |                                                   |                                                    |
| (a) Export/Trading Division                                         | 2,943.61         | 2,618.13                 | 2,839.72                                          | 2,618.13                                           |
| (b) Power Division                                                  | 33.84            | 34.08                    | 68.50                                             | 34.08                                              |
| <b>Total Liabilities</b>                                            | <b>2,977.45</b>  | <b>2,652.21</b>          | <b>2,908.22</b>                                   | <b>2,652.21</b>                                    |
| <b>5 Capital Employed</b><br>(Segment assets – Segment Liabilities) |                  |                          |                                                   |                                                    |
| (a) Export/Trading Division                                         | 16,449.99        | 16,099.96                | 14,732.79                                         | 16,099.96                                          |
| (b) Power Division                                                  | 1,509.35         | 1,505.14                 | 1,709.85                                          | 1,505.14                                           |
| <b>Total</b>                                                        | <b>17,959.33</b> | <b>17,605.10</b>         | <b>16,442.64</b>                                  | <b>17,605.10</b>                                   |

**NOTES:**

- 1 The above limited reviewed financial results as per regulation 33 of SEBI (Listing Obligations and Discloser Requirements) Regulations, 2015 for the quarter ended on 30<sup>th</sup> June, 2023 were reviewed by the Audit Committee at its meeting held on 2<sup>nd</sup> August, 2023 and approved & taken on record by the Board of Directors at its meeting held on 10th August, 2023.
- 2 This Statement has been prepared in accordance with the Companies (Indian Accounting Standards) Rules, 2015 (Ind-AS), prescribed under Section 133, of the Companies Act, 2013 and other recognised accounting practices and policies to the extent applicable.
- 3 The figures of the quarter ended 31<sup>st</sup> March, 2023 is balancing figures between the audited figures in respect of the full financial year and the published year to date figures upto the third quarter of the relevant financial year.
- 4 The Ind-AS compliant figures of the corresponding quarter of the previous year have not been subjected to a limited review or an audit. However, the Management has exercised necessary due diligence to ensure that such financial results provide a true and fair view.
- 5 The Company has identified two reportable segments, Export/Trading Division and Power Division in accordance with the requirements of Ind AS 108.
- 6 The above financial results are available on the website of the Company - [www.lahotioverseas.in](http://www.lahotioverseas.in)



For LAHOTI OVERSEAS LIMITED

**UMESH LAHOTI**  
MANAGING DIRECTOR

PLACE : MUMBAI  
DATE : 10th August, 2023

**Independent Auditor's Review Report on the Quarterly Unaudited Financial Results of the Company Pursuant to the Regulation 33 of the SEBI (Listing Obligations and Disclosure Requirements) Regulations, 2015, as amended.**

**TO THE BOARD OF DIRECTORS  
LAHOTI OVERSEAS LIMITED**

1. We have reviewed the accompanying Statement of Unaudited financial results of **LAHOTI OVERSEAS LIMITED** ("the Company") for the quarter ended 30<sup>th</sup> June, 2023 (the "Statement") attached herewith, being submitted by the Company pursuant to the requirements of Regulation 33 of the SEBI (Listing Obligations and Disclosure Requirements) Regulations, 2015, as amended (the "Listing Regulations").
2. This Statement, which is the responsibility of the Company's Management and approved by the Company's Board of Directors, has been prepared in accordance with the recognition and measurement principles laid down in Indian Accounting Standard 34, (Ind AS 34) "Interim Financial Reporting" prescribed under Section 133 of the Companies Act, 2013, as amended, read with relevant rules issued there under and other accounting principles generally accepted in India. Our responsibility is to express conclusion on the Statement based on our review.
3. We conducted our review of the Statement in accordance with the Standard on Review Engagements (SRE) 2410, "Review of Interim Financial Information Performed by the Independent Auditor of the Entity" issued by the Institute of Chartered Accountants of India. This standard requires that we plan and perform the review to obtain moderate assurance as to whether the Statement is free of material misstatement. A review of interim financial information consists of making inquiries, primarily of persons responsible for financial and accounting matters, and applying analytical and other review procedures. A review is substantially less in scope than an audit conducted in accordance with Standards on Auditing and consequently does not enable us to obtain assurance that we would become aware of all significant matters that might be identified in an audit. Accordingly, we do not express an audit opinion.
4. Based on our review conducted as above, nothing has come to our attention that causes us to believe that the accompanying Statement, prepared in accordance with the recognition and measurement principles laid down in the applicable Indian Accounting Standards ('Ind AS') specified under Section 133 of the Companies Act, 2013 as



# P C Ghadiali AND Co LLP

CHARTERED ACCOUNTANTS

amended, read with relevant rules issued there under and other accounting principles generally accepted in India, has not disclosed the information required to be disclosed in terms of the Listing Regulations, including the manner in which it is to be disclosed, or that it contains any material misstatement.

**For P C Ghadiali and Co LLP**


**Chartered Accountants**

FRN: 103132WW-100037

**Pannkaj Ghadiali**  
**(Managing Partner)**

Membership No.: 031745

UDIN: 23031745BGXVNJ7841



Place: Mumbai

Date: 10<sup>th</sup> August, 2023



# LAHOTI OVERSEAS LIMITED


REGD.OFFICE : 307, ARUN CHMBERS, TARDEO ROAD ,MUMBAI-400 034

CIN: L74999MH1995PLC087643

Statement of Audited Financial Results for the Quarter 30th June,2023

(Rs in.Lakhs)

| Sr. No. | Particulars                                                                       | CONSOLIDATED     |                          |                                                   |                                                   |
|---------|-----------------------------------------------------------------------------------|------------------|--------------------------|---------------------------------------------------|---------------------------------------------------|
|         |                                                                                   | 3 months ended   | Preceding 3 months ended | Corresponding 3 months ended in the previous year | Year to date figures for the current period ended |
|         |                                                                                   | 30-06-2023       | 31-03-2023               | 30-06-2022                                        | 31-03-2023                                        |
|         |                                                                                   | Unaudited        | Audited                  | Unaudited                                         | Audited                                           |
| D)      | <b>CONTINUING OPERATIONS</b>                                                      |                  |                          |                                                   |                                                   |
|         | (a) Net Sales / Income from Operation                                             | 11,593.84        | 7,938.57                 | 7,685.54                                          | 29,428.56                                         |
|         | (b) Other Operational Income                                                      | 561.81           | 464.26                   | 456.76                                            | 2,422.16                                          |
|         | <b>Total Revenue From Operations</b>                                              | <b>12,155.65</b> | <b>8,402.83</b>          | <b>8,142.30</b>                                   | <b>31,850.72</b>                                  |
| II)     | Other Income                                                                      | 175.21           | 176.50                   | 60.37                                             | 471.61                                            |
|         | Unrealised Gain/Loss (net)                                                        | 49.80            | 8.42                     | -11.60                                            | 46.16                                             |
| III)    | <b>Total Income (I+II)</b>                                                        | <b>12,380.66</b> | <b>8,587.75</b>          | <b>8,191.07</b>                                   | <b>32,368.49</b>                                  |
| IV)     | <b>Expenses</b>                                                                   |                  |                          |                                                   |                                                   |
|         | (a) Cost of materials consumed                                                    | -                | -                        | -                                                 | -                                                 |
|         | (b) Purchases of stock-in-trade                                                   | 10,657.35        | 8,765.72                 | 6,378.32                                          | 28,127.22                                         |
|         | (c) Changes in inventories of finished goods, work-in-progress and stock-in-trade | 638.28           | -966.97                  | 541.32                                            | -545.23                                           |
|         | (d) Employee benefits expense                                                     | 78.64            | 82.55                    | 93.94                                             | 333.43                                            |
|         | (e) Selling expenses                                                              | 381.47           | 173.09                   | 508.44                                            | 1,337.31                                          |
|         | (f) Finance costs - Bank Charges                                                  | 48.89            | 17.52                    | 35.24                                             | 125.22                                            |
|         | (g) Depreciation and amortisation expense                                         | 60.19            | 77.00                    | 68.03                                             | 283.92                                            |
|         | (h) Other expenses                                                                | 137.60           | 255.69                   | 124.13                                            | 657.51                                            |
|         | <b>Total expenses (IV)</b>                                                        | <b>12,002.43</b> | <b>8,404.60</b>          | <b>7,749.42</b>                                   | <b>30,319.38</b>                                  |
| V)      | <b>Profit / (Loss) before Exceptional items and tax (III-IV)</b>                  | <b>378.23</b>    | <b>183.15</b>            | <b>441.66</b>                                     | <b>2,049.11</b>                                   |
| V)      | Exceptional items Gain/(loss) net                                                 | -                | 24.00                    | -                                                 | 24.00                                             |
| VI)     | <b>Profit / (Loss) before tax (V-VI)</b>                                          | <b>378.23</b>    | <b>207.15</b>            | <b>441.66</b>                                     | <b>2,073.11</b>                                   |
| VII)    | <b>Tax expense:</b>                                                               |                  |                          |                                                   |                                                   |
|         | (a) Current tax                                                                   | 85.84            | 63.44                    | 140.77                                            | 572.47                                            |
|         | (a) MAT Credit Utilized                                                           | -                | 5.14                     | -                                                 | 5.14                                              |
|         | (b) Deferred tax                                                                  | -16.15           | -4.12                    | -58.46                                            | -78.05                                            |
| VIII)   | <b>Net Profit / (Loss) for the period from continuing operation (VI-VII)</b>      | <b>308.55</b>    | <b>142.68</b>            | <b>359.35</b>                                     | <b>1,573.55</b>                                   |
| IX)     | Profit/(Loss) from Discontinuing operations                                       | -                | -                        | -                                                 | -                                                 |
| X)      | Tax expenses of Discontinuing operations                                          | -                | -                        | -                                                 | -                                                 |
| XI)     | Profit/(Loss) from Discontinuing operations (after tax) (IX-X)                    | -                | -                        | -                                                 | -                                                 |
| XII)    | <b>Profit / (Loss) for the period (VIII+XI)</b>                                   | <b>308.55</b>    | <b>142.68</b>            | <b>359.35</b>                                     | <b>1,573.55</b>                                   |
| XIII)   | <b>Other comprehensive income</b>                                                 |                  |                          |                                                   |                                                   |
|         | a) (i) Items that will not reclassified to profit or loss                         | 70.61            | 128.63                   | 44.11                                             | 141.27                                            |
|         | (ii) Income tax relating to items will not be reclassified to profit or loss      | -17.77           | -32.37                   | -11.10                                            | -35.56                                            |
|         | b) (i) Items that will reclassified to profit or loss                             | -                | -                        | -                                                 | -                                                 |
|         | (ii) Income tax relating to items will be reclassified to profit or loss          | -                | -                        | -                                                 | -                                                 |
|         | <b>Total Comprehensive income/ (Loss)</b>                                         | <b>52.84</b>     | <b>96.26</b>             | <b>33.01</b>                                      | <b>105.72</b>                                     |
| XIV)    | <b>Total Comprehensive income (XII+XIII)</b>                                      | <b>361.38</b>    | <b>238.94</b>            | <b>392.35</b>                                     | <b>1,679.27</b>                                   |
| XV)     | <b>Earnings per equity share (face value Rs.2/-)</b>                              |                  |                          |                                                   |                                                   |
|         | (a) Basic (in Rs.)                                                                | 1.06             | 0.49                     | 1.23                                              | 5.39                                              |
|         | (b) Diluted (in Rs.)                                                              | 1.06             | 0.49                     | 1.23                                              | 5.39                                              |





## LAHOTI OVERSEAS LIMITED

REGD.OFFICE : 307, ARUN CHMBERS, TARDEO ROAD ,MUMBAI-400 034  
CIN: L74999MH1995PLC087643

### NOTES:

- 1 The above consolidated results were reviewed by the Audit Committee and approved by the Board of Directors of the Company in their meetings held on 10th August,2023
- 2 The Figures for the corresponding previous period have been re-grouped/ rearranged/ recast to make them comparable with the figures of the current period.
- 3 Figures for the previous quarter/year are rearranged & regrouped wherever necessary for the purpose of comparison.
- 4 The Company adopted Indian Accounting Standards ("Ind AS") from 1 April 2017 and accordingly these results have been prepared in accordance with the recognition and measurement principle laid down in the Ind AS 34, Interim Financial Reporting prescribed under section 133 of the companies act 2013 read with the relevant rules issued thereunder and other accounting pronouncements generally accepted in India. Financial results for all periods presented have been prepared in accordance with recognition and measurement principle of Ind AS 34.
- 5 Upon first-time adoption of Ind AS, the company has elected to measure all its assets & liabilities at the previous GAAP carrying amount as its deemed cost on the date of transition to Ind AS i.e. 1st April 2017 and accordingly one time option of applying Fair valuation has not been exercised.
- 6 The above financial results are available on the website of the Company - [www.lahotioverseas.in](http://www.lahotioverseas.in)

PLACE : MUMBAI

DATE : 10th August,2023



UMESH LAHOTI  
MANAGING DIRECTOR



**Independent Auditor's Review Report on the Quarterly Unaudited Consolidated Financial Results of the Company Pursuant to the Regulation 33 of the SEBI (Listing Obligations and Disclosure Requirements) Regulations, 2015, as amended**

**TO THE BOARD OF DIRECTORS  
LAHOTI OVERSEAS LIMITED**

1. We have reviewed the accompanying statement of Consolidated Unaudited Financial Results of **LAHOTI OVERSEAS LIMITED** (the "Holding Company") and its subsidiary (the Holding Company and its subsidiary together referred to as "the Group") for the quarter ended 30<sup>th</sup> June, 2023 (the "Statement") attached herewith, being submitted by the Holding Company pursuant to the requirements of Regulation 33 of the SEBI (Listing Obligations and Disclosure Requirements) Regulations, 2015, as amended, (the "Listing Regulations").
2. This Statement, which is the responsibility of the Holding Company's Management and approved by the Holding Company's Board of Directors, has been prepared in accordance with the recognition and measurement principles laid down in Indian Accounting Standard 34, Interim Financial Reporting (Ind AS 34) prescribed under Section 133 of the Companies Act, 2013 read with Rule 3 of Companies (Indian Accounting Standards) Rules, 2015 read with SEBI Circular No. CIRJCFD/CMDI/44/2019 dated March 29, 2019 is the responsibility of the Company's management and has been approved by the Board of Directors of the Company. Our responsibility is to express a conclusion on the Statement based on our review.
3. We conducted our review of the Statement in accordance with the Standard on Review Engagements (SRE) 2410, "Review of Interim Financial Information Performed by the Independent Auditor of the Entity" issued by the Institute of Chartered Accountants of India. This standard requires that we plan and perform the review to obtain moderate assurance as to whether the Statement is free of material misstatement. A review of interim financial information consists of making inquiries, primarily of persons responsible for financial and accounting matters, and applying analytical and other review procedures. A review is substantially less in scope than an audit conducted in accordance with Standards on Auditing and consequently does not enable us to obtain assurance that we would become aware of all significant matters that might be identified in an audit. Accordingly, we do not express an audit opinion. We also performed procedures in accordance with the Circular No. CIR/CFD/CMD1/44/2019 dated March 29, 2019 issued





by the Securities and Exchange Board of India under Regulation 33(8) of the Listing Regulations, to the extent applicable.

4. The Statement includes the results of the following entities:

**Parent Company:**

- i. Lahoti Overseas Limited

**Subsidiaries:**

- i. G Varadan Limited.

5. Other Matters:

The accompanying unaudited consolidated financial results includes unaudited interim financial results and other unaudited financial information in respect of 1 subsidiary, which reflects Total other Income of ₹6.11 Lakhs relating to Unrealized Gain/Loss on Investments and total net profit after tax (including other comprehensive income) of ₹4.75 Lakhs and net cash flow of ₹0.36 lakhs for the quarter ended 30<sup>th</sup> June, 2023 which have been audited/reviewed/compiled by us. Our conclusion on the Statement is not modified in respect of the above matter.

6. Based on our review conducted and procedures performed as stated in paragraph 3 above, and based on the consideration of the interim financial results/information certified by the management referred to in paragraph 5 above, nothing has come to our attention that causes us to believe that the accompanying Statement, prepared in accordance with recognition and measurement principles laid down in the aforesaid Indian Accounting Standard specified under Section 133 of the Companies Act, 2013, as amended, read with relevant rules issued thereunder and other accounting principles generally accepted in India, has not disclosed the information required to be disclosed in terms of the Regulation, read with the Circular, including the manner in which it is to be disclosed, or that it contains any material misstatement.

**For P C Ghadiali and Co LLP**

**Chartered Accountants**

FRN: 103132W/W-100037



**Pannkaj Ghadiali**  
**(Managing Partner)**

Membership No.: 031745

UDIN: 23031745BGXVNK8420



Place: Mumbai

Date: 10<sup>th</sup> August, 2023